

# WINDOR<sup>®</sup> SYSTEMS

*For the Name and the Products You Should Trust!*



# 3750 Multi-Slide System



# 3750 Multi-Slide System



## ■ Features and Benefits

### Sizing

- Standard sizing in 12' x 8' in 3 panel configuration
- Standard sizing in 16' x 8' in 4 panel configuration
- Maximum panel size is 5' x 8'
- Maximum frame width of 3 panel door system at 15'
- Maximum width of 4 panel door system at 20'
- Custom sizing available

### ■ Frame

- KD or welded main frame
- 7<sup>3</sup>/<sub>4</sub>" Total width 6<sup>3</sup>/<sub>4</sub>" Jamb depth all PVC multi-chambered profile frame system (on 3 panel)
- 10<sup>3</sup>/<sub>16</sub>" Total width 9<sup>3</sup>/<sub>16</sub>" Jamb depth all PVC multi-chambered profile frame system (on 4 panel)
- Integrated nail fin application with 1" or 1<sup>1</sup>/<sub>2</sub>" set back
- Full length weather stripping on all 4 frame components
- Integrated sill drainage with snap-in sill covers

### ■ Sash

- Fully welded vinyl sash with internal aluminum reinforcement with 7/8" standard IG, or a 1<sup>1</sup>/<sub>4</sub>" triple insulated glass system. Many high energy-efficient glass options for the most extreme temperature sensitive regions.
- Standard glazing, Cardinal™ LoE 366® Dual Glazed tempered glass
- All stiles are metal reinforced for extreme wind load resistance
- Unique internal drainage system to minimize risk of seal failures
- Interior glazed for better performance

### ■ Hardware

- Truth Nexus 2 point lock with opposing lock points
- Anti-lock feature preventing a "false" sense of lock up
- Flush mount handle - does not protrude into the room
- Deep finger pocket - provides superior grip area for moving large door panels
- Recessed thumb slide intuitive locking and unlocking of panel
- Stainless steel roller housing and composite wheel with end adjustment, AAMA rated to carry a 500 pound panel for 10,000 cycles without change to adjustment
- Hardware Colors; White, Black powder coat, and Brushed Chrome



# 3750 Bi-Folding System



Centor® Architectural E3 Hardware



# 2750 Sliding Door System



## 2750 Sliding Door Features

- 5<sup>15</sup>/<sub>16</sub>" KD or welded main frame with integral pre-punched nailing flange with either a 1" or 1<sup>3</sup>/<sub>8</sub>" set back.
- Maintenance free 2<sup>3</sup>/<sub>4</sub>" x 1<sup>1</sup>/<sub>4</sub>" sash with aluminum and galvanized steel reinforced stiles in a welded sash.
- Cardinal™ LoE 366® Dual Glaze tempered glass with warm-edge spacer system
- Truth's Anti-Slam and double point lock. Meets the most stringent forced entry resistance testing.
- Integrated screen channel in main frame.
- Smooth gliding tandem composite adjustable rollers with stainless bearings.
- Sloped anodized aluminum threshold cover.
- Aluminum screen track for ease of operation and long term durability .
- Anodized aluminum track.
- White or beige extruded profiles.
- Standard and custom colors available.

## Hardware

- Hardware Colors; White, Black powder coat, and Brushed Chrome



# 2750 Bi-Folding Window System



## ■ Features and Benefits

- Vinyl Frame with aluminum reinforcement
- Foam backed seal on main frame
- Contemporary style vinyl sash
- Welded sash corners
- Dual interlocking weather seal on sash for superior air and thermal performance
- Centor™ E3 hardware system in stainless and dark powder coat finishes
- Stainless multipoint locking hardware
- Internal Multipoint shoot bolt system

## ■ Glass Options

- Cardinal™ 366® LoE Dual Glaze tempered with warm edge spacer system
- Clear, obscure, and custom glass is available

## ■ Hardware

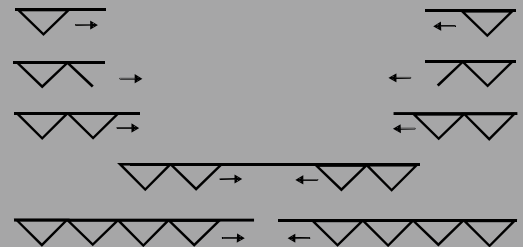
- Hardware Colors; White, Black powder coat, and Brushed Chrome

## ■ Grids

- SDL (Simulated Divided Lite)
- Flat (Colonial)
- Sculptured (Continental)

## ■ Sizes

- New Construction / Replacement
- Custom applications



Drawings show out-swing operation




*Allow yourself to bring the outdoors in or the indoors out.  
For new construction, replacement, and new add-on.*


■ Extruded Vinyl Colors



■ Optional Stocked Colors



Call us today for the dealer nearest to you.



Win-Dor is a proud member of the following



The National  
Fenestration  
Rating  
Council



American  
Architectural  
Manufacturer  
Association

[www.windorsystems.com](http://www.windorsystems.com)

20180105